




1	2
3	4



Directions: Cut and paste the pictures in order.

Name _____

Date _____

Color the pictures. Cut them out. Paste them in the correct group.

Plant Needs

Plant Parts


www.cleverlearner.com



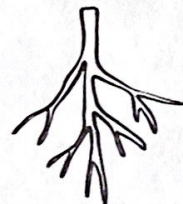
Water




Seeds



Soil



Roots



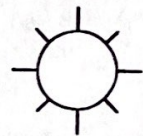
Flower



Air



Leafs



Sunlight

Colorful Spring Garden

Count the petals on each flower in the garden.
Then color the flowers according to the key below.













COLOR KEY

4 - RED


5 - GREEN

6 - BLUE

8 - ORANGE



Created by Jolanthe @ <http://fromschoolcreations.com>





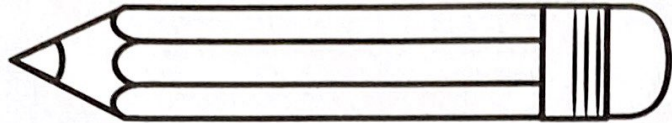
Now there are many sprouts in Lucy and Sam's garden.
It is so much fun having a garden full of little plants that are growing fast.




When winter is over and spring returns,
Lucy and Sam will plant flower seeds again.

Name: _____

Trace the numerals.



one




Name: _____



Trace the numerals.



two




Quail



Point to the quail at the top of the page and say its name. Emphasize the beginning **q** sound. Help the child name the other pictures on the page. Then ask him or her to color the ones with the same beginning sound as **quail**.

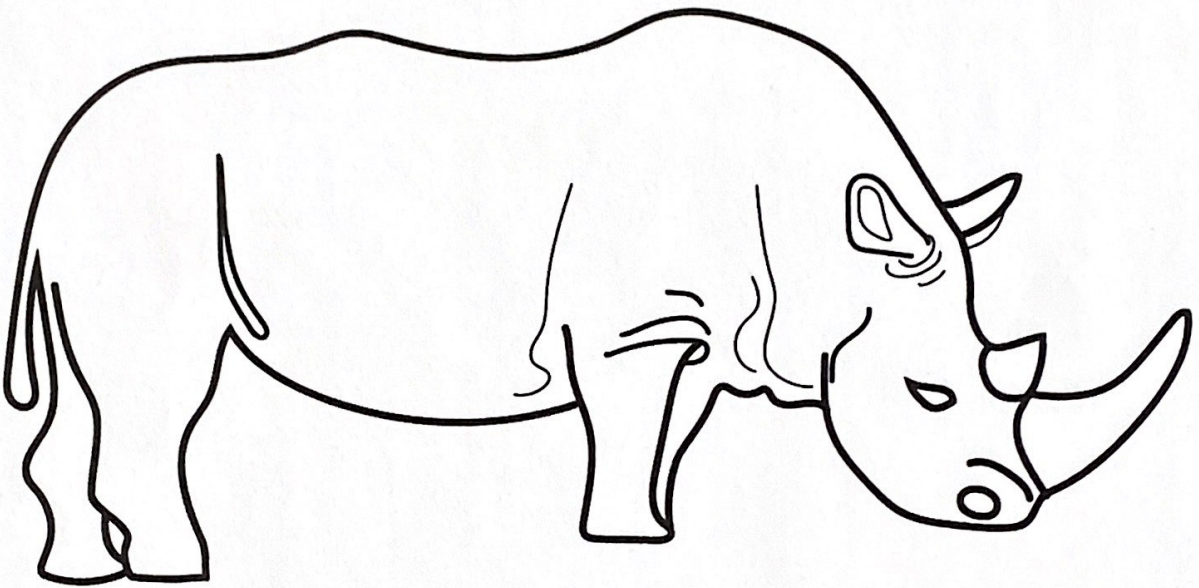
Beginning Sound Qq

Color the pictures that begin like **quail**.



R

Rhino





R R R R R

Point to the raccoon at the top of the page and say its name. Emphasize the beginning **r** sound. Help the child name the pictures on the page. Then ask him or her to color the ones in each row with the same beginning sound as **raccoon**.



Beginning Sound Rr

Rr

Color the pictures that begin like **raccoon**.




Snake



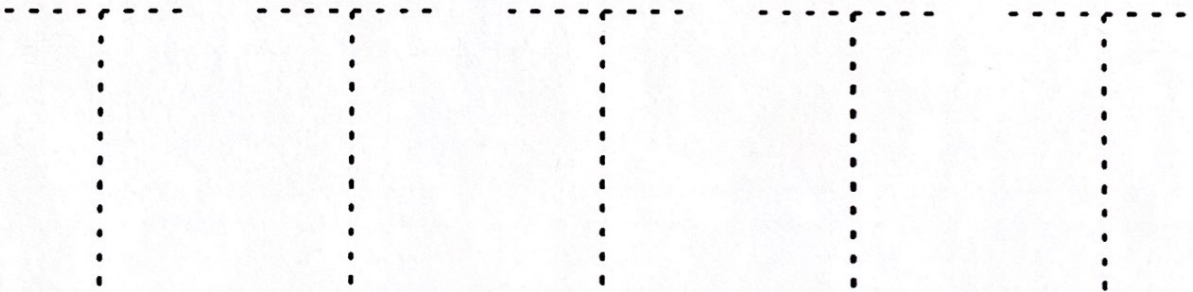

Point to the seal at the top of the page and say its name. Emphasize the beginning **s** sound. Help the child name the pictures in the bubbles. Then ask him or her to color the ones with the same beginning sound as **seal**.

Beginning Sound Ss

Color the pictures that begin like **seal**.




Tractor



Point to the turtle at the top of the page and say its name. Emphasize the beginning **t** sound. Help the child name the pictures on the turtle's shell. Then ask him or her to color the ones with the same beginning sound as **turtle**.

Beginning Sound Tt

Color the pictures that begin like **turtle**.











APRIL



Get Moving Today!

ACTIVITY CALENDAR

Sunday	Monday	Tuesday	Wednesday	Thursday	Friday	Saturday
<p>Have fun on April Fool's Day. Act out an emotion and see if someone can guess what you are feeling.</p> 	<p>Pretend you have a farm. Act out the different things you would see, like a horse galloping, a pig rolling in the mud, and a farmer picking apples high in a tree.</p>	<p>Get down on the floor and roll around – roll in a straight line, roll in a tiny ball, roll across the room.</p>	<p>I spy something red! Run and touch something red. I spy something yellow! Gallop and touch something yellow.</p> 	<p>Using an empty paper towel roll and a balloon, work on volleying the balloon so it does not touch the floor.</p>	<p>Work those muscles by crawling, bear walking, crab walking, and slithering like a snake across the room.</p>	<p>Jump 13 times – hop 13 times – march 13 steps – reach up high 13 times.</p>
<p>Can you do a jumping jack? Give it a try.</p> 	<p>Work on your bending, twisting, shaking, reaching, and crunching. Can you think of other ways to move while staying in one spot?</p>	<p>Time to march! Pretend to have your favorite instrument and march as you play. Can someone guess what instrument you are playing?</p>	<p>Practice your walking today – swing your arms, keep your head up, shoulders back. Do this outside!</p> 	<p>Pretend that your home is full of mud puddles and your job is to jump over them without getting wet and dirty.</p>	<p>Help out in the kitchen – sweep the floor and wipe down the counters. Use great big movements to work all your muscles.</p>	<p>With a ball that bounces work on bouncing and catching skills. Drop the ball and catch it after it bounces.</p>
<p>Get outside and run, gallop, and jump all over. Feel your heart when you are done – what is it doing?</p>	<p>Find lines on the sidewalk or driveway and jump over them. Remember to land softly on two feet.</p> 	<p>Have fun rolling around your home. Work on rolling in a straight line and a curvy line.</p>	<p>Try to wiggle and shake every part of your body, one by one. Then wiggle or shake your entire body.</p>	<p>Roll a t-shirt into a lasso and move it in circles above your head, in front and behind and to the side. Do it with the other hand too.</p>	<p>Practice your hopping. Remember to take off and land on the same foot. Hop near and far, high and low.</p>	<p>Turn some music on and move to the beat. This is more fun if someone does it with you.</p>
<p>Sit on a t-shirt, roll up another t-shirt and hold on to one end as someone else holds on to the other end and pulls you around the room. Your turn to pull them.</p>	<p>Running is a great way to make your heart healthy. Try to run for 2 minutes without stopping.</p>	<p>Pretend to be a seed that is planted in the ground and then grows into a big, strong tree.</p>	<p>Find a ball and practice kicking. How far can you make the ball go? How high can you make it go?</p> 	<p>Find four pillows that are different sizes. Can you balance on each one without falling off?</p> 	<p>Ask someone to practice tossing and catching with you. Keep your eye on the ball as you move your body to the ball.</p>	<p>Wad up a tissue. Lie down on the floor like a snake and blow the tissue across the floor.</p>
<p>Put a paper plate on your head and walk across the room without it falling off. Can you bend down and get back up without it falling off?</p>	<p>Transport miel Put one small item on a paper plate and carry the plate on your palm to the other side of the room. Can you carry two items? How about three?</p>	<p>Go on a walk through your home. How many steps does it take to get from one space to another?</p>	<p>Time to stretch and reach. Turn your body into different shapes and hold each shape, as you squeeze your muscles.</p> 	<p>Using kitchen tongs, practice picking up wash cloths and carrying them to the other side of the room, run back and do it again.</p>	<p>Time to get outside and move. Ask someone in your family to come out with you.</p>	<p>What was your favorite? Go back and repeat your favorite April activity.</p>

